

Datasheet - Chef'sCombi 6 2/1 GN Electric



Description - All-in-one multifunctional cooking equipment: convection, steam cooking, roasting, grilling, baking, air frying, poaching, simmering, low temperature cooking, defrosting, regeneration, holding. Advanced cooking technologies for premium cooking results with powerful heating elements, lambda sensor-controlled climate regulation, high-performance dehumidification, controlled even heat distribution and humidifying function.

Capacity:

- 6 2/1-GN pans
- Removable standard hinging rack with 83mm slide-in rail spacing.
- Selection of accessories for various procedures such as baking, braising, or grilling.

Modes:

- Convection: from 30 to 300°C
- Steam: from 30 to 100°C
- Hot Steam: from 101°C to 130°C
- Combination: from 30 to 300°C

Technical characteristics

CODE	
Model code	HICS62E
Technical code	HICS62E

DIMENSIONS (H x W x D)	
Exterior (total)	898 x 1042 x 1043 mm
Exterior (body)	754 x 1042 x 976 mm
Maximum working height*	1380 / 1558 mm
Minimum working height *	965 / 1143 mm
Oven height + base*	1589 / 1767 mm

* Depending on the height of the HOBART base used as an accessory

CAPACITIES	
Number of seats per day	200
GN 2/1 trays (650 x 530mm)	6
Max depth of trays Spacing between levels	65 mm / 83 mm
Maximum load per level	10 kg
Total maximum load	60 kg

WEIGHT (gross / net)	
	190 kg / 170 kg

PACKING	
Height x Width x Projection	1091 x 1090 x 1090 mm

MINIMUM DISTANCES / WALLS			
	LEFT	Back	RIGHT
Minimum deviation	50 mm	0 mm	50 mm
Standard	500 mm	0 mm	50 mm
Heat sources	350 mm	0 mm	50 mm

AIR EXHAUST AND THERMAL LOAD	
Latent thermal load	3942 W
Sensible heat emission	2628 W
Acoustic emission	< 70 dB (A)

CONSTRUCTION	
Muffle and Bodywork	Stainless Steel 18-10

CONNECTION SPECIFICS DATA	
LAN data interface	RJ45
WiFi data interface	IEEE 802.11 ac/a/b/g/n

Installation conditions

National and local standards and regulations relating to the installation, use and operation of industrial cooking appliances must be respected. Local standards and provisions in force relating to premises ventilation systems must be respected. Refer to the installation and user manual available on our website - www.hobartfood.com.au

> To use the "SMARTCONNECT365" app, you must provide an RJ45 network socket or the possibility of connecting to a WiFi network (IEEE 802.11 ac/a/b/g/n) at the installation location. For optimal performance, provide a data transmission rate of at least 100 MBit/s.

STANDARDS: Compliance with standards

EN 60335-1: European standards relating to the safety of electrical appliances.

EN 60335-2-42: European standards relating to the safety of electrical appliances.

IP 25 and IK 9: Protection indexes.

EN 1672-2: Hygiene.

WaterMark Licence 26619

SEED Approval for HOBART Supplied Standard & Standard plus HEPA Canopies - Confirm details - 1800 462 278

ELECTRICITY	
Three phase 415V+E+N	
I. Max	35 A
Total power	23,5 kW
"Steam" power	19,0 kW
"Pulsed air" power	23,3 kW
Necessary protection	35A curve C or B circuit breaker and 30mA AC type differential circuit breaker

COLD FOOD WATER	
Pressure (Min / Max)	150/600 kPa (1.5 bar / 6 bar)
Max cold water temperature	23°C
Nature	Filtered at 131 µm
Water quality	Chloride Cl ⁻ : ≤ 50 mg/l (50ppm) Free Chlorine Cl ₂ : ≤ 0.2 mg/l (0.2ppm) 6.5 ≤ PH ≤ 9
Conductivity	≥ 50 µS/cm
Connection	20/27 thread
Max. instantaneous consumption	12.7 l/min

Provide a shut-off valve nearby.

SOFT WATER	
Pressure (Min / Max)	150/600 kPa (1.5 bar / 6 bar)
Max softened water temperature	23°C
Nature	Filtered at 131 µm
Hardness	TH 4 to 14°e (60 to 200 ppm)
Water quality	Chloride Cl ⁻ : ≤ 50 mg/l (50ppm) Free Chlorine Cl ₂ : ≤ 0.2 mg/l (0.2ppm) 6.5 ≤ PH ≤ 9
Conductivity	≥ 50 µS/cm
Connection	20/27 thread
Max. instantaneous consumption	7.7 l/min

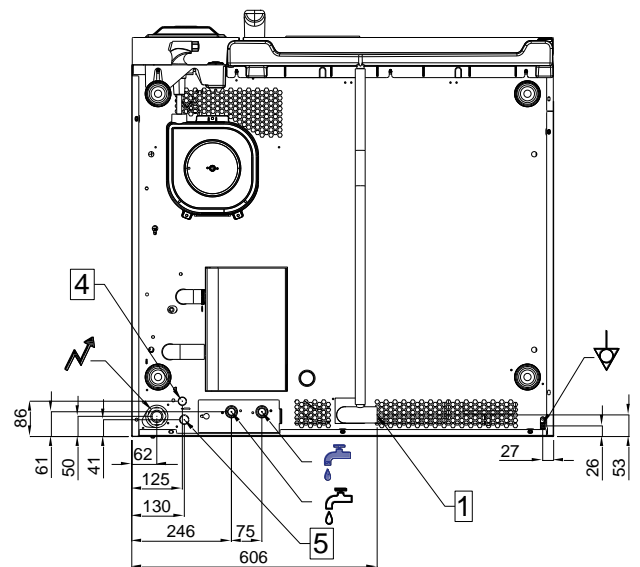
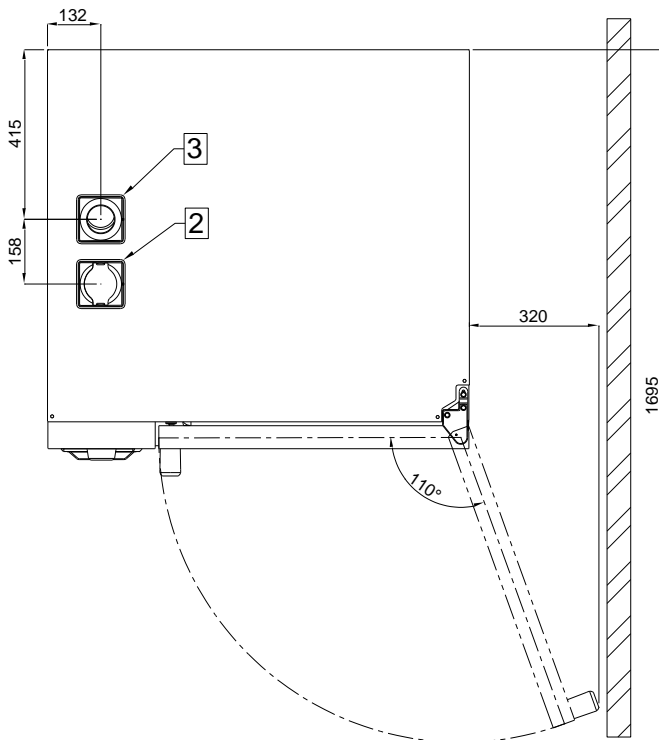
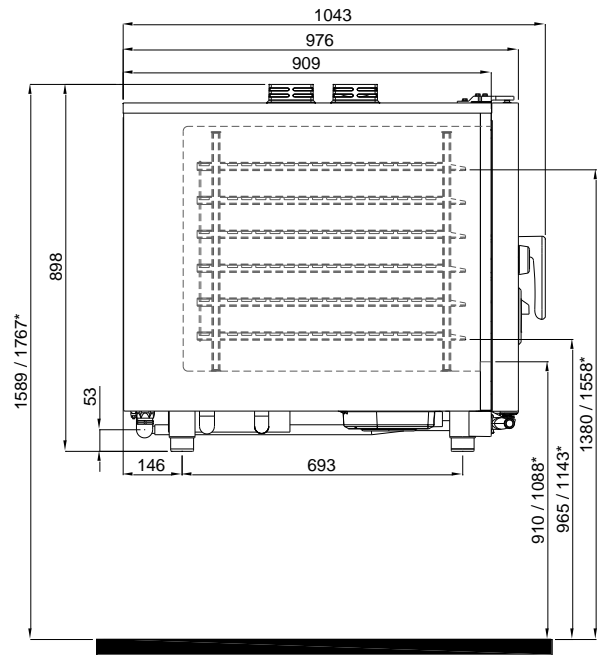
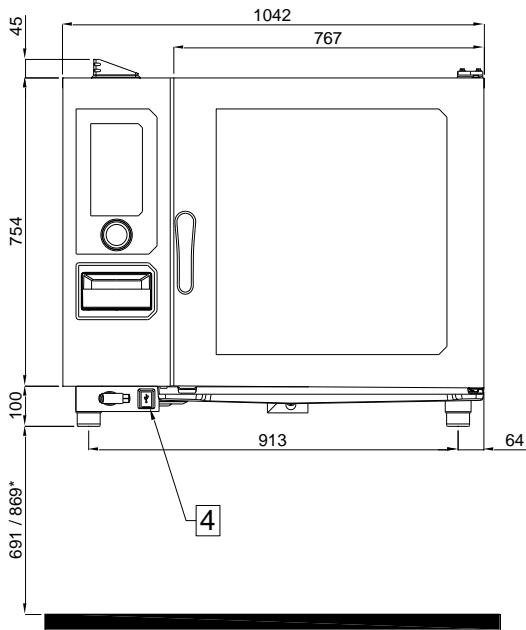
Provide a shut-off valve nearby.

DRAIN	
Connection	Horizontal outlet Smooth tube Ø 40mm





The water discharged can be condensates at high temperatures, use materials adapted to these temperatures. It is imperative to have a siphon between the device and the drain network to prevent odors from rising.



Technical drawing



* Depending on the height of the HOBART base used as an accessory

-  **ELECTRICAL connection**
Electric inlet at 260 mm from the support / 950-1129* from the floor
(Allow a cable with 1.5m of slack)
-  **COLD WATER food**
Water inlet at 80 mm from the support / 771-949* from the floor
-  **SOFT WATER**
Water inlet at 80 mm from the support / 771-949* from the floor
-  **ÉQUIPOTENTIAL BONDING**

- ① **DRAIN**
Drain outlet at 53 mm from the support / 744-922* from the floor
- ② **FLAPPER FIREPLACE**
Stainless steel tube diameter 70 mm
- ③ **EVACUATION OF EXCESS VAPORS**
Stainless steel tube diameter 70 mm
- ④ **ETHERNET PORT**
- ⑤ **ENERGY SAVING OPTION**